
















PRODUCT NEWS




more technical details: <http://onlineshop.ms-motorservice.com>

COMMERCIAL VEHICLES & OFF-HIGHWAY APPLICATIONS

Product	Part No.	         OE Reference	
MERCEDES-BENZ			
 © MS Motorservice International GmbH	20 1003 47105 camshaft	OM 471	A 471 050 25 01 4028977987052
 © MS Motorservice International GmbH	20 1003 47106 camshaft	OM 471	A 471 050 26 01 4028977987069
SETRA			
 © MS Motorservice International GmbH	20 1003 47105 camshaft	OM 471.937	4028977987052

Names, descriptions, figures of engines, vehicles, products, manufacturers etc. are only for reference.



Product	Part No.		OE Reference	
SETRA				
 <p>© MS Motorservice International GmbH</p>	<p>20 1003 47106 camshaft</p>	<p>OM 471.937, OM 471.938</p>		<p>4028977987069</p>



PRODUCT NEWS

more technical details: <http://onlineshop.ms-motorservice.com>

COMMERCIAL VEHICLES & OFF-HIGHWAY APPLICATIONS

Product	Part No.	       OE Reference	
CATERPILLAR			
	<u>79 582 600</u> <u>79 582 610</u> <u>79 582 620</u> bearing pair HL	3116	101-1530 4069064000520
	<u>79 583 600</u> <u>79 583 610</u> <u>79 583 620</u> bearing pair HL	C 7.2, C7 ACERT, 3116, 3126	107-7708 4069064000490
	<u>79 584 600</u> <u>79 584 610</u> <u>79 584 620</u> bearing pair HL, PASS-L	C 7.2, C7 ACERT, 3116, 3126	212-4893 4069064000469
	<u>79 585 600</u> <u>79 585 610</u> <u>79 585 620</u> bearing pair PL	C 9 ACERT TA	213-3190 4069064000438






Names, descriptions, figures of engines, vehicles, products, manufacturers etc. are only for reference.



Product	Part No.	      OE Reference	
SOLARIS			
	89 966 110 cylinder liner	MX 300	4028977988820
TATA			
	99 886 610 piston	B 5.9	4028977984143
TATRA			
	89 966 110 cylinder liner	MX 265, MX 300, MX 340, MX 375, MX-13 303, MX-13 315, MX-13 340, MX-13 355, MX-13 375, MX-13 390	4028977988820
VAN HOOL			
	89 966 110 cylinder liner	MX 300, MX 340, MX 375, MX-13 340, MX-13 355, MX-13 375	4028977988820


Names, descriptions, figures of engines, vehicles, products, manufacturers etc. are only for reference.



Product	Part No.	OE Reference	
VDL			
	89 966 110 cylinder liner	MX 300, MX 340, MX-13 340, MX-13 375	4028977988820
VOLKSWAGEN			
	40 01204 0 0 000 chain kits	BLS	4069064002098
VOLVO-PENTA			
	80 01263 1 0 000 piston ring set	D1-13 A	3812472 4028977961533
WESTERN STAR			
	79 588 600 79 588 610 79 588 620 bearing pair PL	C12.380, C12.395, C12.430, C12.450, C13.430	4069064000360
	79 589 600 79 589 610 79 589 620 bearing pair HL	C12.380, C12.395, C12.430, C12.450, C13.430	4069064000339

Names, descriptions, figures of engines, vehicles, products, manufacturers etc. are only for reference.



Product	Part No.		OE Reference	
WESTERN STAR				
	<p><u>79 590 600</u> <u>79 590 610</u> <u>79 590 620</u> bearing pair HL</p>	<p>C12.380, C12.395, C12.430, C12.450, C13.430</p>		<p>4069064000308</p>



PRODUCT NEWS

more technical details: <http://onlineshop.ms-motorservice.com>

COMMERCIAL VEHICLES & OFF-HIGHWAY APPLICATIONS

Product	Part No.		OE Reference	
ASKAM (FARGO/DESOTO)				
	92-25026 valve seat insert	D 0836 LFL 01		4028977902710
CUMMINS				
	81-62000 valve guide	B 4.5, ISC 8.3L, ISL 9, QSC8.3, QSL 9, 6 C 8.3	3942645 3948102 4934063	4028977961090
DENNIS				
	81-62000 valve guide	ISL 280		4028977961090

Names, descriptions, figures of engines, vehicles, products, manufacturers etc. are only for reference.



Product	Part No.	                 	OE Reference	
DETROIT DIESEL				
	92-16172 valve seat insert	DD13		4069064011687
	92-16173 valve seat insert	DD13		4069064011700
FIAT				
	81-17138 valve guide	F1CE0481 (30DT)	500388426 504053804	4069064013759
FORD				
	81-62000 valve guide	ISC 260, ISC 275, ISC 320, ISC 8.3L, ISL 330		4028977961090
FREIGHTLINER				
	81-62000 valve guide	ISC 225, ISC 250, ISC 260, ISC 275, ISC 285, ISC 300, ISC 315		4028977961090







Names, descriptions, figures of engines, vehicles, products, manufacturers etc. are only for reference.



Product	Part No.	                 	OE Reference	
FREIGHTLINER				
	92-16172 valve seat insert	DD13		4069064011687
	92-16173 valve seat insert	DD13		4069064011700
FUSO				
	81-17138 valve guide	4P10-T2, 4P10-T4, 4P10-T5, 4P10-T6		4069064013759
	92-16172 valve seat insert	6R10 (T2), 6R10 (T3), 6R10 (T4), 6R10 (T6), 6R10 (T7), 6R10 (T8)		4069064011687
	92-16173 valve seat insert	6R10 (T2), 6R10 (T3), 6R10 (T4), 6R10 (T6), 6R10 (T7), 6R10 (T8)		4069064011700

Names, descriptions, figures of engines, vehicles, products, manufacturers etc. are only for reference.



Product	Part No.	 OE Reference	
INTERNATIONAL			
	81-62000 valve guide	ISC 240, ISC 260, ISC 275	4028977961090
IVECO			
	81-17138 valve guide	F1CE3481C	4069064013759
MACK			
	81-62000 valve guide	ISC 260, ISC 285, ISC 300, ISC 315	4028977961090
MAN			
	92-25026 valve seat insert	D 0834, D 0836	51.03203-0358 51.03203-0382 4028977902710

Names, descriptions, figures of engines, vehicles, products, manufacturers etc. are only for reference.



Product	Part No.	       OE Reference	
MERCEDES-BENZ			
	92-16172 valve seat insert	OM 471	A 555 555 55 55 55 4069064011687
	92-16173 valve seat insert	OM 471	A 555 555 55 55 4069064011700
MITSUBISHI			
	81-17138 valve guide	4P10-T2, 4P10-T4, 4P10-T6	MK667073 4069064013759
	92-16172 valve seat insert	6R10 (T2), 6R10 (T3), 6R10 (T4), 6R10 (T6), 6R10 (T7)	4069064011687
	92-16173 valve seat insert	6R10 (T2), 6R10 (T3), 6R10 (T4), 6R10 (T6), 6R10 (T7)	4069064011700

Names, descriptions, figures of engines, vehicles, products, manufacturers etc. are only for reference.



Product	Part No.	 OE Reference	
MULTICAR			
	81-17138 valve guide	F1CE0481F	4069064013759
NEOPLAN Bus GmbH			
	92-25026 valve seat insert	D 0836 LOH 02, D 0836 LOH 03, D 0836 LOH 52	4028977902710
SETRA			
	92-16172 valve seat insert	OM 471.902	4069064011687
	92-16173 valve seat insert	OM 471.902	4069064011700
STEYR			
	92-25026 valve seat insert	D 0834 LFL 01, D 0834 LFL 04, D 0836 LFL 01, D 0836 LFL 02, D 0836 LFL 03, D 0836 LFL 06	4028977902710














Names, descriptions, figures of engines, vehicles, products, manufacturers etc. are only for reference.



Product	Part No.	 OE Reference	
TATA			
	81-17139 valve guide	ISB-235	4069064006256
VAN HOOL			
	92-25026 valve seat insert	D 0836 LOH 01, D 0836 LOH 03	4028977902710
VOLKSWAGEN			
	81-62000 valve guide	ISC 310, ISC 320, ISC 330, ISC 370, ISC 8.3L, ISL 330, ISL 360, ISL 400	4028977961090
	92-25026 valve seat insert	D 0834 LF 02, D 0834 LFL 63, D 0834 LFL 64, D 0834 LFL 65, D 0836 LFL 64, D 0836 LOH 64	4028977902710
WESTERN STAR			
	81-62000 valve guide	ISL 260, ISL 280, ISL 360, ISL 400	4028977961090

Names, descriptions, figures of engines, vehicles, products, manufacturers etc. are only for reference.



Product	Part No.	          OE Reference	
WESTERN STAR			
	92-16172 valve seat insert	DD13	4069064011687
	92-16173 valve seat insert	DD13	4069064011700